

12.1.72 Editors - Geometry Nodes Editor - Header - Add Menu - Geometry Nodegroups - Utilities

Table of content

Detailed table of content..... 1
 Add menu - Geometry nodegroups - Utilities..... 1
 Random Rotation..... 2

Detailed table of content

Detailed table of content

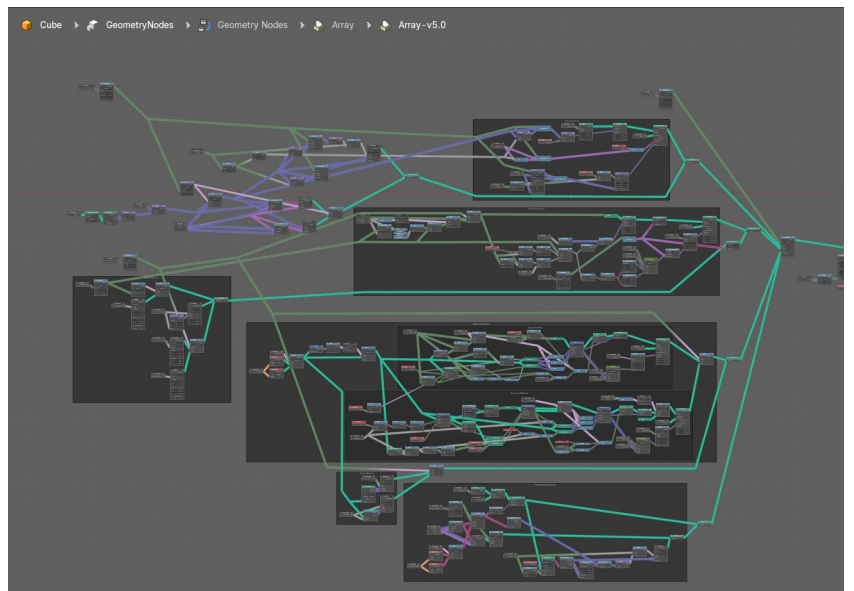
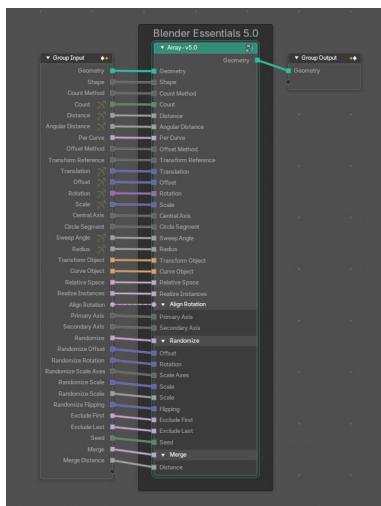
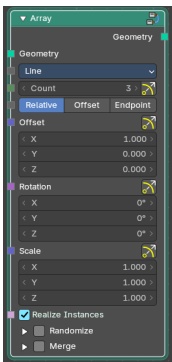
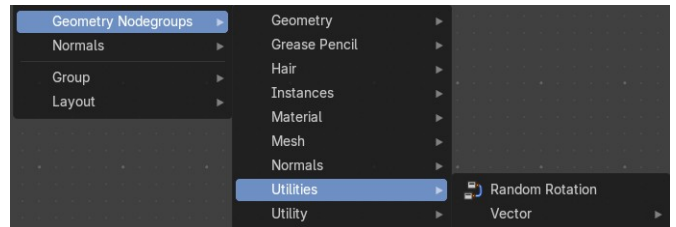
Detailed table of content..... 1
 Add menu - Geometry nodegroups - Utilities..... 1
 Random Rotation..... 2

Add menu - Geometry nodegroups - Utilities

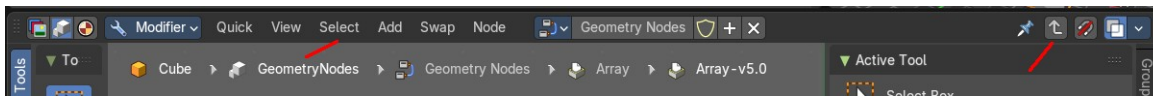
The nodes in this submenu are node groups. They use the regular single nodes under the hood.

It is virtually impossible to document these nodes in detail. So we will just list them.

When you double click the header, then you will enter the first level of the group. When you then press tab, or click again at the header, then you will reach the single nodes.



To leave the group you can use the breadcrumb up left in the header. These breadcrumbs are clickable. Or the Parent Node Tree button up right in the header.



Random Rotation

Returns a uniformly distributed random rotation

