



# 12.1.69 Editors - Geometry Nodes Editor - Header - Add Menu - Geometry Nodegroups - Mesh

## Table of content

Detailed table of content..... 1  
 Add menu - Geometry nodes - Mesh..... 1  
     Mesh Lines and Silhouette..... 2

## Detailed table of content

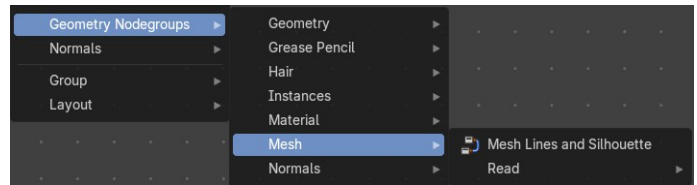
### Detailed table of content

Detailed table of content..... 1  
 Add menu - Geometry nodes - Mesh..... 1  
     Mesh Lines and Silhouette..... 2

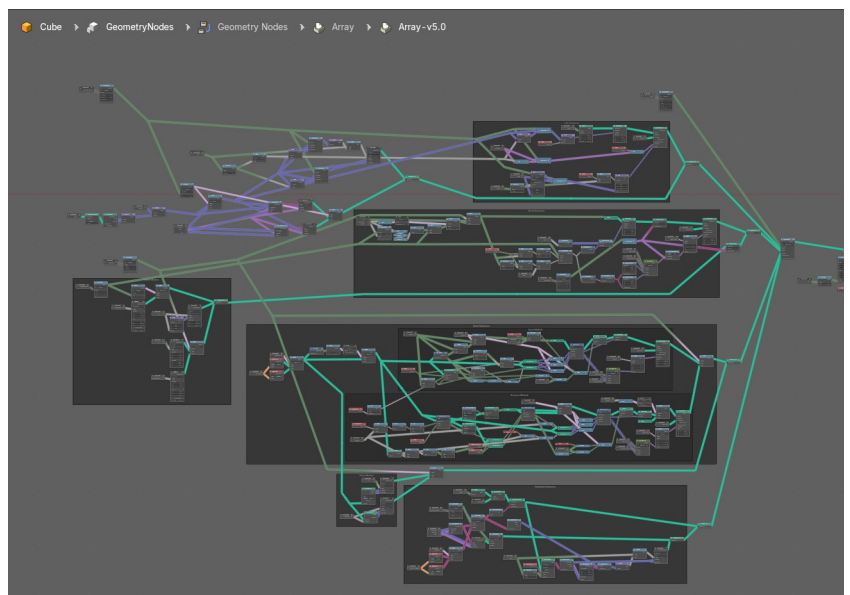

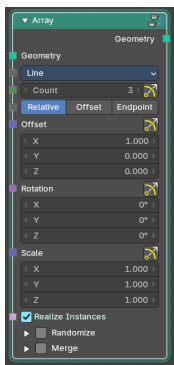
## Add menu - Geometry nodes - Mesh

The nodes in this submenu are node groups. They use the regular single nodes under the hood.

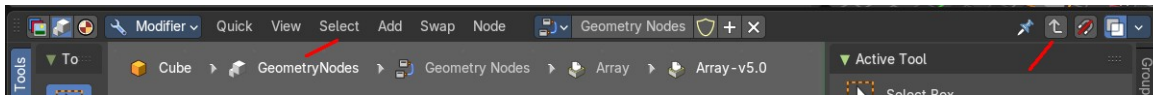
It is virtually impossible to document these nodes in detail. So we will just list them.



When you double click the header, then you will enter the first level of the group. When you then press tab, or click again at the header, then you will reach the single nodes.



To leave the group you can use the breadcrumb up left in the header. These breadcrumbs are clickable. Or the Parent Node Tree button up right in the header.



## Mesh Lines and Silhouette

Creates a Inverses Hull lines with a mesh silhouette. This also contains overrides, randomizatoin and other settings.

