

12.1.31 Editors - Geometry Nodes Editor - Header - Add Menu - Point

Table of content

Detailed table of content.....	1
Add menu - Point.....	2
Distribute Points In Volume.....	3
Distribute Points on Faces.....	4
Points.....	6
Points to Cuves.....	6
Points to Vertices.....	7
Points to Volume.....	7
Set Point Radius.....	8

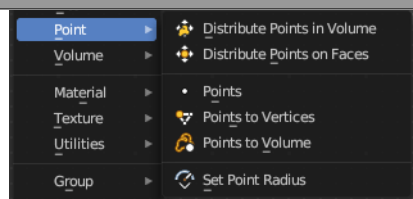
Detailed table of content

Detailed table of content

Detailed table of content.....	1
Add menu - Point.....	2
Distribute Points In Volume.....	3
Inputs Random mode.....	3
Volume.....	3
Density.....	3
Seed.....	3
Inputs Grid mode.....	3
Volume.....	3
Spacing.....	3
Threshold.....	3
Properties.....	3
Distribution method.....	3
Random.....	3
Grid.....	4
Output.....	4
Points.....	4
Distribute Points on Faces.....	4
Inputs Random mode.....	4
Mesh.....	4
Selection.....	4
Density.....	4
Seed.....	4
Inputs Poisson Disk mode.....	4
Mesh.....	4
Selection.....	4
Distance Min.....	5
Distance Max.....	5
Density Factor.....	5
Seed.....	5
Properties.....	5

Distribution method.....	5
Random.....	5
Poisson Disk.....	5
Output.....	5
Points.....	5
Normal.....	5
Rotation.....	5
Points.....	5
Inputs.....	5
Count.....	5
Outputs.....	6
Mesh.....	6
Points to Curves.....	6
Inputs.....	6
Points.....	6
Curve Group ID.....	6
Selection.....	6
Outputs.....	6
Mesh.....	6
Points to Vertices.....	6
Inputs.....	6
Points.....	6
Selection.....	6
Outputs.....	7
Mesh.....	7
Points to Volume.....	7
Inputs.....	7
Geometry.....	7
Density.....	7
Voxel Amount.....	7
Radius.....	7
Properties.....	7
Resolution.....	7
Outputs.....	7
Geometry.....	7
Set Point Radius.....	7
Inputs.....	8
Points.....	8
Selection.....	8
Radius.....	8
Outputs.....	8
Points.....	8

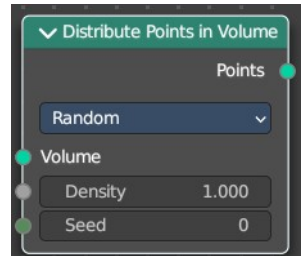
Add menu - Point



Distribute Points In Volume

Distributes points randomly in a volume.

Point, corner and polygon attributes of the input geometry are transferred to the generated points. That includes vertex weights and UV maps. Additionally, the node has Normal and Rotation outputs.



The node also generates a stable ID, which is then stored in the built-in id attribute. It is used as a stable identifier for each point. When the geometry is deformed or the density changes the values will be consistent for each remaining point. This attribute is used in the Random Value and Instance on Points nodes.

Inputs Random mode

Volume

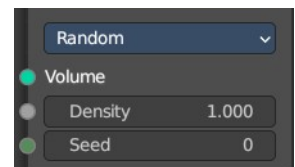
The volume to import the points to.

Density

Density of the points.

Seed

The random seed for the point distribution.



Inputs Grid mode

Volume

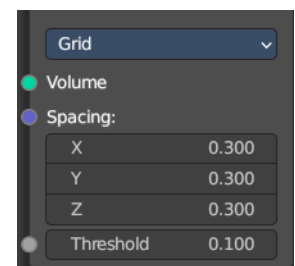
The volume to import the points to.

Spacing

The spacing between the grid points.

Threshold

Minimum density of a volume cell to contain a grid point.



Properties

Distribution method

Random

Distributes the points randomly. This allows overlappings.

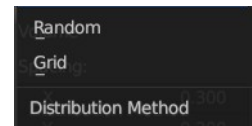
Grid

Distributes the points along a grid with given width.

Output

Points

Points output.



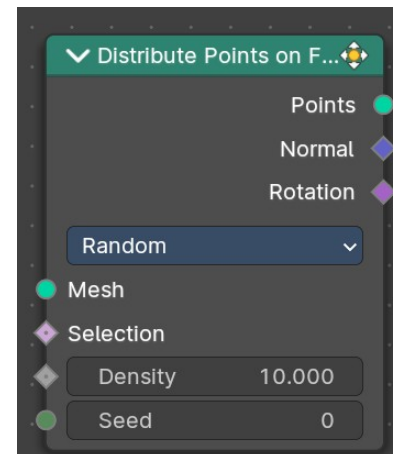
Distribute Points on Faces

Distributes points randomly on the faces of a mesh geometry.

Point, corner and polygon attributes of the input geometry are transferred to the generated points. That includes vertex weights and UV maps.

Additionally, the node has Normal and Rotation outputs.

The node also generates a stable ID, which is then stored in the built-in id attribute. It is used as a stable identifier for each point. When the mesh is deformed or the density changes the values will be consistent for each remaining point. This attribute is used in the Random Value and Instance on Points nodes.



Inputs Random mode

Mesh

Standard geometry input.

Selection

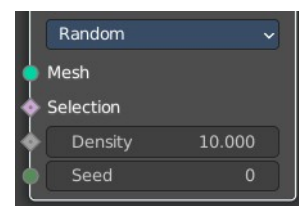
The selection of which face corners should be considered for point distribution.

Density

Density of the points.

Seed

The random seed for the point distribution.



Inputs Poisson Disk mode

Mesh

Standard geometry input.

Selection

The selection of which face corners should be considered for point distribution.

Distance Min

The minimum distance that two points can have.

Distance Max

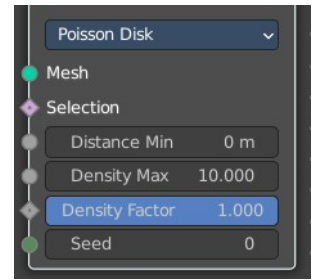
The maximum distance that two points can have.

Density Factor

Density of the points.

Seed

The random seed for the point distribution.

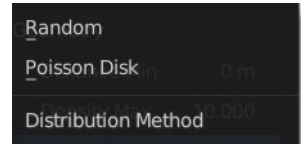


Properties

Distribution method

Random

Distributes the points randomly. This allows overlappings.



Poisson Disk

Distributes the points randomly, but prevents overlappings by defining a minimum and maximum distance.

Output

Points

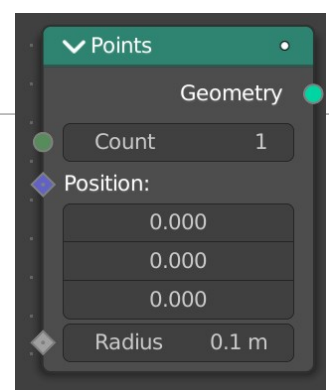
Points output.

Normal

Normal output.

Rotation

Euler Rotation output. Please note that the Z axis of the result rotation will be arbitrary. The mesh normal used to create the rotation does not have enough information to set all three rotation axes.



Points

Generates a single point or points with position, count and radius.

Inputs

Count

The count of the generated points as an integer.

Position

The position of the points as a vector. This is a field meaning you can set the position per index or ID of the point.

Radius

The radius of the points as a float. This is a field meaning you can set the scale per index or ID of the point.

Outputs

Mesh

Standard mesh output.

Points to Cuves

Generates a mesh vertex in the output geometry for each point cloud point in the input geometry.

Inputs

Points

Points input.

Curve Group ID

A curve is created from every distinct group ID. All points with the same ID are put into the same curve.

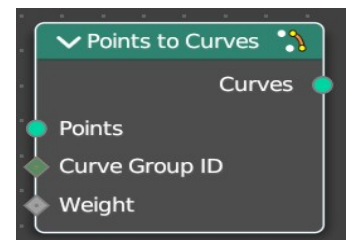
Selection

Selection input.

Outputs

Mesh

Standard mesh output.



Points to Vertices

Generates a mesh vertex in the output geometry for each point cloud point in the input geometry.

Inputs

Points

Points input.

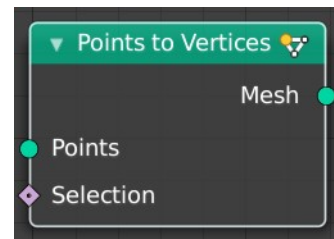
Selection

Selection input.

Outputs

Mesh

Standard mesh output.



Points to Volume

Creates a fog volume sphere around every point in the input geometry. The new volume grid is then called density.

Inputs

Geometry

Points input.

Density

The density of the volume.

Voxel Amount

Voxel amount of the volume.

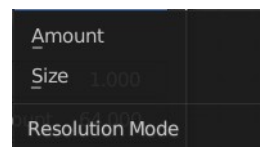
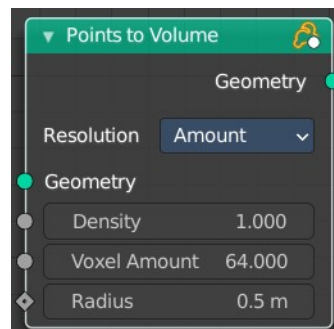
Radius

The radius of the generated volume around each point.

Properties

Resolution

Base the voxel resolution at the amount or the size of the point cloud.



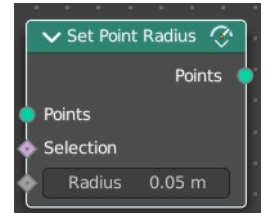
Outputs

Geometry

Standard geometry output.

Set Point Radius

The Set Point Radius node controls the size each selected point cloud point should display with in the viewport.



Inputs

Points

Geometry input.

Selection

Selection input.

Radius

The radius of the points.

Outputs

Points

Standard geometry output.