

12.1.23 Editors - Geometry Nodes Editor - Header - Add Menu - Curve - Topology

Table of content

Detailed table of content.....	1
Add menu - Curve Topology.....	2
Curve of Point.....	2
Offset Points in Curve.....	2
Points of Curve.....	3

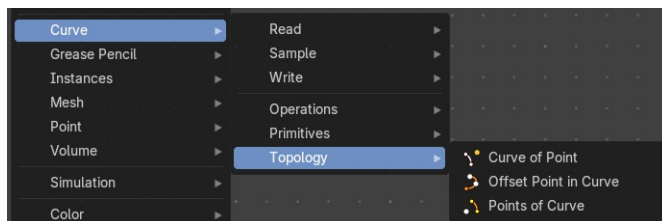
Detailed table of content

Detailed table of content

Detailed table of content.....	1
Add menu - Curve Topology.....	2
Curve of Point.....	2
Inputs.....	2
Point Index.....	2
Offset.....	2
Outputs.....	2
Curve Index.....	2
Index in Curve.....	2
Offset Points in Curve.....	2
Inputs.....	2
Point Index.....	2
Offset.....	2
Outputs.....	3
Is Valid Offset.....	3
Point Index.....	3
Points of Curve.....	3
Inputs.....	3
Curve Index.....	3
Weights.....	3
Sort Index.....	3
Outputs.....	3
Point Index.....	3
Total.....	3

Add menu - Curve Topology

Curve topology related nodes.



Curve of Point

Retrieve the curve of which the control point is part of.

Inputs

Point Index

The point index of the curve.

Offset

Offset of the point index.

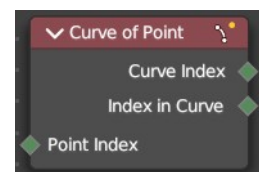
Outputs

Curve Index

The curve of which the control point is part of.

Index in Curve

How far along the curve the control point is.



Offset Points in Curve

Offset a control point index in the curve.

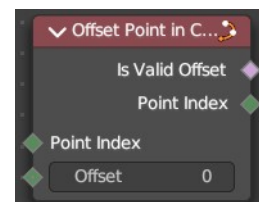
Inputs

Point Index

The point index of the curve.

Offset

Offset of the point index.



Outputs

Is Valid Offset

Outputs true if the evaluated controlpoint plus the offset is a valid index.

Point Index

The index of the control point plus the offset.

Points of Curve

Retrieve a point index within a curve.

Inputs

Curve Index

The curve to retrieve the data from

Weights

Values to sort the curve points.

Sort Index

The point to output.

Outputs

Point Index

The output point.

Total

The number of points in the curve.

