



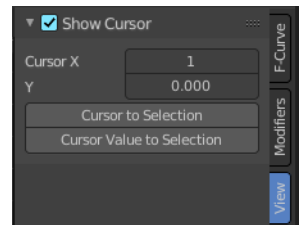
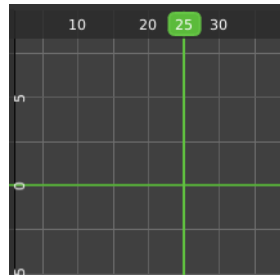
18.3.3 Editors - Graph Editor - Sidebar - View Tab

Table of content

Show Cursor panel.....	1
Show Cursor checkbox.....	1
Cursor X.....	1
Cursor Y.....	1
Cursor to Selection.....	1
Cursor Value to Selection.....	1

Show Cursor panel

The vertical green line is the time cursor. The horizontal green line is called the cursor. Or ground line cursor. Together they are the 2d cursor.



Show Cursor checkbox

Hides the green ground line cursor.

Cursor X

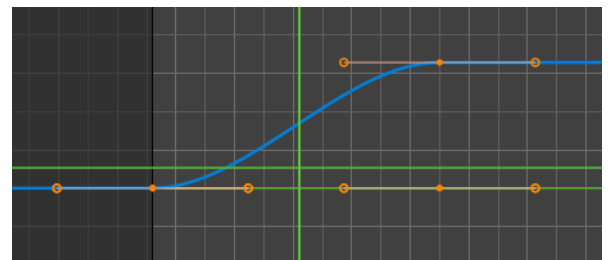
The frame position of the playhead cursor.

Cursor Y

The Y position of the ground line cursor.

Cursor to Selection

Sets both cursors to the center of the selection. This button also works when the ground line cursor is deactivated. In this case just the playhead cursor gets set to the center of the selection.



Cursor Value to Selection

Place the cursor value on the average value of selected keyframes.