

## 8.1 Editors - Image Editor - Header

- Image Editor - Header.....1
- Header right click menus.....1
- Editortype Menu.....1
- Sub Modes.....2

### Image Editor - Header

The Header contains various menus, navigation elements, settings and tools for the viewport. This content differs, dependent of the sub mode.

The header is divided into two areas. Left mode and menus. Right settings.



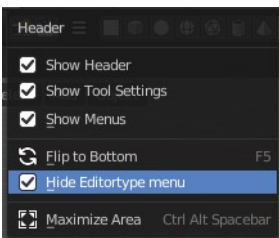
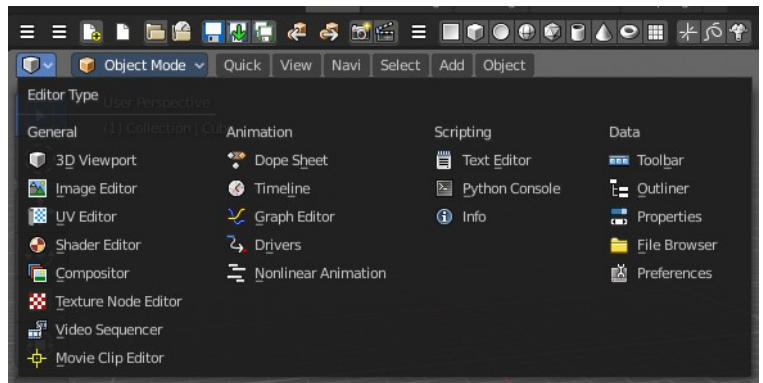
### Header right click menus

The general right click menu functionality is explained in chapter 6 Editors introduction.

### Editortype Menu

Bforartists is made of several editor types. Headers can display a menu where you can switch to other editor types.

This menu is hidden by default. It is meant to edit the layouts, and should not be necessary for regular work. You can reveal it in the header right click menu.

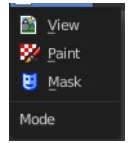


## Sub Modes

The Image Editor has three sub modes. View, Paint and Mask.

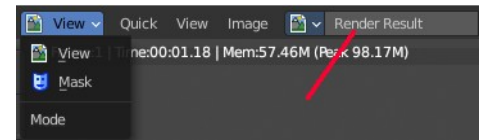
### View Mode

It is as the name says a pure view mode. You can view your content.



### Paint Mode

Paint mode allows to paint at your image material. The Paint mode is not available when you have a render result selected. You cannot paint at a render result. The render result is a special kind of image in this regards.



### Mask Mode

This mode comes with masking functionality. You can mask out parts of the image.