

7.3.14 Editors - 3D View - Sidebar - Tool Tab - Grease Pencil - Weight Paint Mode

Grease Pencil - Weight Paint Mode.....	1
Weight Paint Mode - Brushes Panel.....	1
Brush browser.....	1
Weight Paint Mode - Brush Settings Panel.....	1
Radius.....	1
Strength.....	1
Weight.....	2
Use Falloff.....	2
Weight Paint Mode - Brush Settings Panel - Cursor Sub panel.....	2
Show Brush.....	2
Color.....	2


Grease Pencil - Weight Paint Mode

The Tools tab in Weight Paint Mode provides you the tools to do weight painting at a mesh. Skinned characters for example. Also grease pencil strokes can be skinned to a skeleton. In Weight Paint Mode you can weight paint your strokes.

Weight Paint Mode - Brushes Panel

Brush browser

Pick a pencil, and see what pencil is active. There is just one pencil available for weight painting.



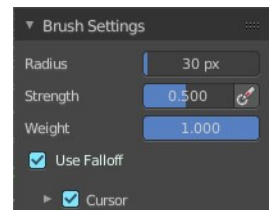
Weight Paint Mode - Brush Settings Panel

Radius

The radius of the brush.

Strength

The strength of the brush.



Weight

The target weight. Everything below gets added towards this value. Everything above gets subtracted from this value. Usually you work with the maximum value of 1.

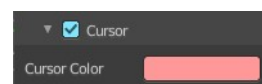
Use Falloff

Use Falloff for the brush.

Weight Paint Mode - Brush Settings Panel - Cursor Sub panel

Show Brush

Show the brush icon when painting.



Color

The brush icon color.