

7.3.11 Editors - 3D View - Sidebar - Tool Tab - Grease Pencil Object - Sculpt Mode

Sculpt Mode.....	1
Sculpt Mode - Brushes Panel.....	1
Brush browser.....	1
Sculpt Mode - Brush Settings Panel.....	2
Radius.....	2
Strength.....	2
Weight.....	2
Use Falloff.....	2
Add / Subtract.....	2
Clockwise/Counter Clockwise.....	2
Pinch / Inflate.....	2
Sculpt Mode - Brush Settings Panel - Sculpt Strokes Subpanel.....	2
Affect Position, Strength, etc.....	2
Sculpt Mode - Brush Settings Panel - Cursor Subpanel.....	2
Show Brush.....	3
Color.....	3
Grease Pencil - Weight Paint Mode.....	3
Weight Paint Mode - Brushes Panel.....	3
Brush browser.....	3
Weight Paint Mode - Brush Settings Panel.....	3
Radius.....	3
Strength.....	3
Weight.....	3
Use Falloff.....	4
Weight Paint Mode - Brush Settings Panel - Cursor Subpanel.....	4
Show Brush.....	4
Color.....	4

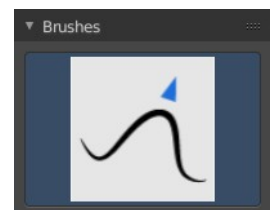
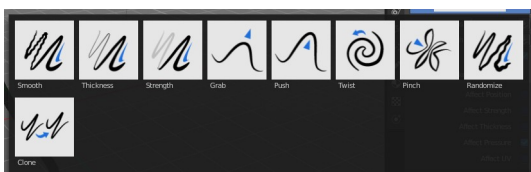
Sculpt Mode

In Sculpt mode you can sculpt the grease pencil strokes.

Sculpt Mode - Brushes Panel

Brush browser

Here you can pick a pencil, and see what pencil is active.



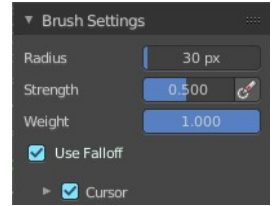
Sculpt Mode - Brush Settings Panel

Radius

The radius of the brush.

Strength

The strength of the brush.



Weight

The target weight. Everything below gets added towards this value. Everything above gets subtracted from this value. Usually you work with the maximum value of 1.

Use Falloff

Use Falloff for the brush.

Add / Subtract

Thickness and Strength brush. If this brush should add or subtract to the sculpt surface.



Clockwise/Counter Clockwise

Twist brush. If the twist goes clockwise or counter clockwise.



Pinch / Inflate

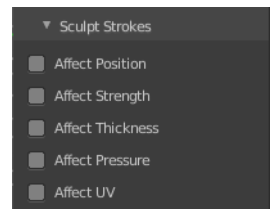
Pinch brush. If the brush should pinch or inflate.



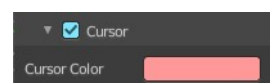
Sculpt Mode - Brush Settings Panel - Sculpt Strokes Subpanel

Affect Position, Strength, etc.

Make the strokes affect the listed items too.



Sculpt Mode - Brush Settings Panel - Cursor Subpanel



Show Brush

Show the brush icon when painting.

Color

The brush icon color.


Grease Pencil - Weight Paint Mode

In Weight Paint Mode you can weight paint your strokes.

Weight Paint Mode - Brushes Panel

Brush browser

Here you can pick a pencil, and see what pencil is active. There is just one pencil available for weightpainting.



Weight Paint Mode - Brush Settings Panel

Radius

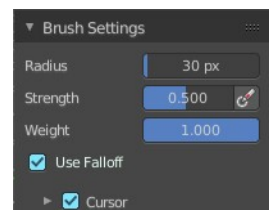
The radius of the brush.

Strength

The strength of the brush.

Weight

The target weight. Everything below gets added towards this value. Everything above gets subtracted from this value. Usually you work with the maximum value of 1.



Use Falloff

Use Falloff for the brush.

Weight Paint Mode - Brush Settings Panel - Cursor Subpanel

Show Brush

Show the brush icon when painting.



Color

The brush icon color.