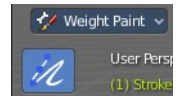


7.2.16 Editors - 3D View - Tool Shelf - Grease Pencil - Weight Paint Mode

Tool Shelf - Grease Pencil - Weight Paint Mode.....	1
Footer.....	1
Weight.....	1
Hotkeys.....	1

Tool Shelf - Grease Pencil - Weight Paint Mode

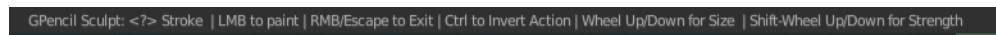
You can rig grease pencil strokes. And so you need a weight paint mode. In Weight Paint Mode you will just find one tool. The weight paint pencil.



The brush settings are covered in the chapter 25.1.8 Editors - Properties Editor - Tools Tab - Grease Pencil Object.


Footer

When you paint then you will see some further information in the footer.



Weight

Allows you to weight paint the current stroke with the settings defined in the brush panel.



Hotkeys

F adjusts the brush radius.

Holding down lmb and scroll wheel adjusts the brush radius.

Shift F adjusts the brush strength.

Holding down lmb and ctrl and scroll wheel adjusts the brush strength.

Holding down Ctrl inverts the weight that gets drawn.