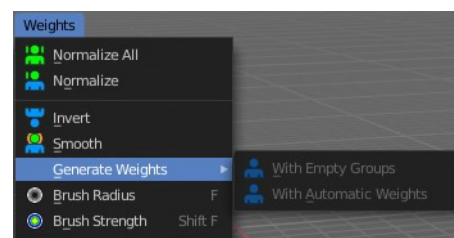


7.1.34 Editors - 3D View - Header - Grease Pencil - Weight Paint Mode - Weights Menu

Weight Paint Mode - Weights Menu.....	2
Normalize All.....	2
Last Operator Normalize all Vertex Group.....	2
Lock Active.....	2
Normalize.....	2
Invert.....	2
Smooth.....	2
Last Operator Smooth Vertex Group.....	2
Factor.....	2
Iterations.....	2
Generate Weights.....	2
With empty Groups.....	3
With automatic Weights.....	3
Last Operator Generate Automatic Weights.....	3
Mode.....	3
Armature.....	3
Ratio.....	3
Decay.....	3
Brush Radius.....	3
Brush Strength.....	3

Weight Paint Mode - Weights Menu



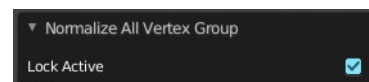
Normalize All

Normalizes the weight of all Vertex groups so that the values for the single vertices in the sum is 1.

Last Operator Normalize all Vertex Group

Lock Active

Keep the values of the active group while normalizing others.



Normalize

Normalize normalizes the weight of the current selected Vertex group so that the values for the single vertices in the sum is 1. Means when there is influence from other groups, then those values are kept, but the one for the current group gets lowered so that the sum is 1.

Invert

Invert inverts the weight painting for the selected vertex group.

Smooth

Smooths the weight for selected vertices.

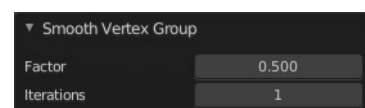
Last Operator Smooth Vertex Group

Factor

Here you adjust the factor.

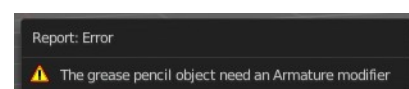
Iterations

Here you adjust how many iterations you use.



Generate Weights

The menu items are greyed out as long as there is no weight painting at the



grease pencil stroke. And you need to have the grease pencil stroke parented to an armature. Or you will get an error.

With empty Groups

Parents the vertices to the bones, but with empty vertex groups.

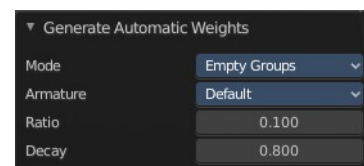
With automatic Weights

Parents the vertices to the bones, but tries to apply automatic weighting, based at the envelope weight of the bones.

Last Operator Generate Automatic Weights

Mode

With empty groups or with automatic weights.



Armature

Which armature to use. There can be more than one armature in the hierarchy.

Ratio

The ratio between bone length and influence radius. This adjusts the envelope weight of the bones.

Decay

Factor to reduce influence depending of distance to bone axis. This adjusts the envelope weight of the bones.

Brush Radius

Adjust the brush radius by hotkey. Hotkey only tool! The menu entry just exists to tell you that the functionality is available.

Brush Strength

Adjust the brush strength by hotkey. Hotkey only tool! The menu entry just exists to tell you that the functionality is available.